

Key

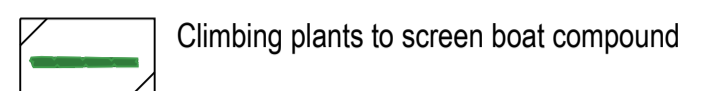
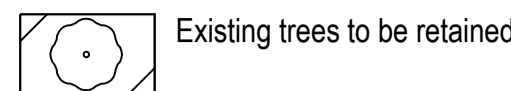


Table with 5 columns: REFERENCE, SPECIES, SPECIFICATION, SPACING (metre ctrs), COMMENT. Lists native shrub planting details for areas NS1-NS5 and B1-B3.

Table with 5 columns: REFERENCE, SPECIES, SPECIFICATION, SPACING (Centres), COMMENT. Lists climbing plants to screen boat compound and pre-established coir rolls/pallets.

Table with 1 column: SEMI MATURE TREE PLANTING. Lists tree species and specifications for planting elsewhere in the park.

NOTE: 1. Landscape works to be carried out in the first planting season after commencement of the lakeside engineering works.

Preparation and Planting All areas to be planted are to receive a minimum depth of 400 mm and grassed areas 200mm of good vegetable topsoil imported to the site.

Maintenance Operations The following maintenance operations are to take place at visits during establishment maintenance: Litter removal; weeding; watering; fertilising; wind firming; grass areas made good by disturbance along new path edge to be maintained between 50-100mm and all arisings taken away from site.

OUTLINE SPECIFICATION Standard of operations All works shall be carried out in accordance with good professional horticultural practice by qualified and experienced staff.

Topsoil: BS 3882: 2015 Multipurpose Grade Nursery Stock: BS 3936 1-9 Tree work, BS 3998: 2010 Code of Practice for general landscape operations, BS 4428: 1989

Weed Treatment All areas to be planted are to be treated with Roundup a minimum of 10 days prior to planting. Planted areas are to be kept weed free with the use of herbicides.

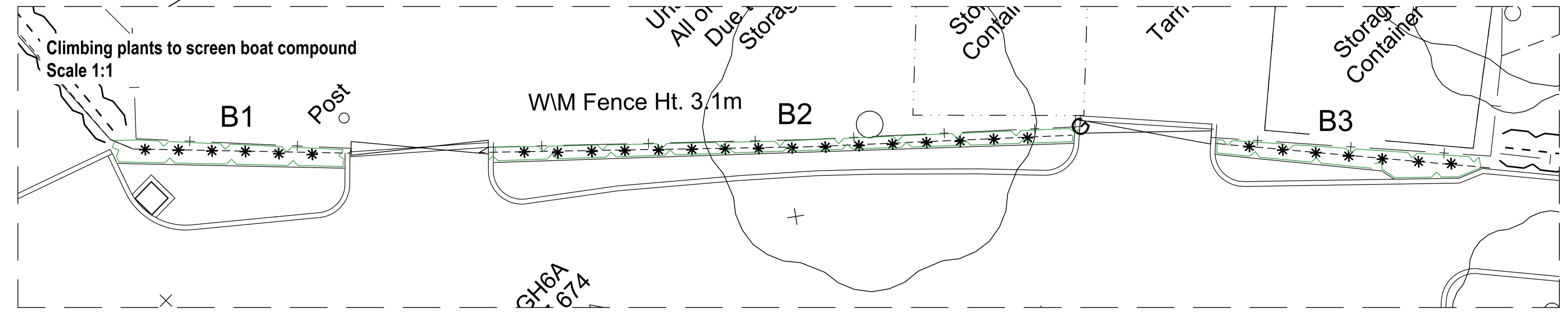
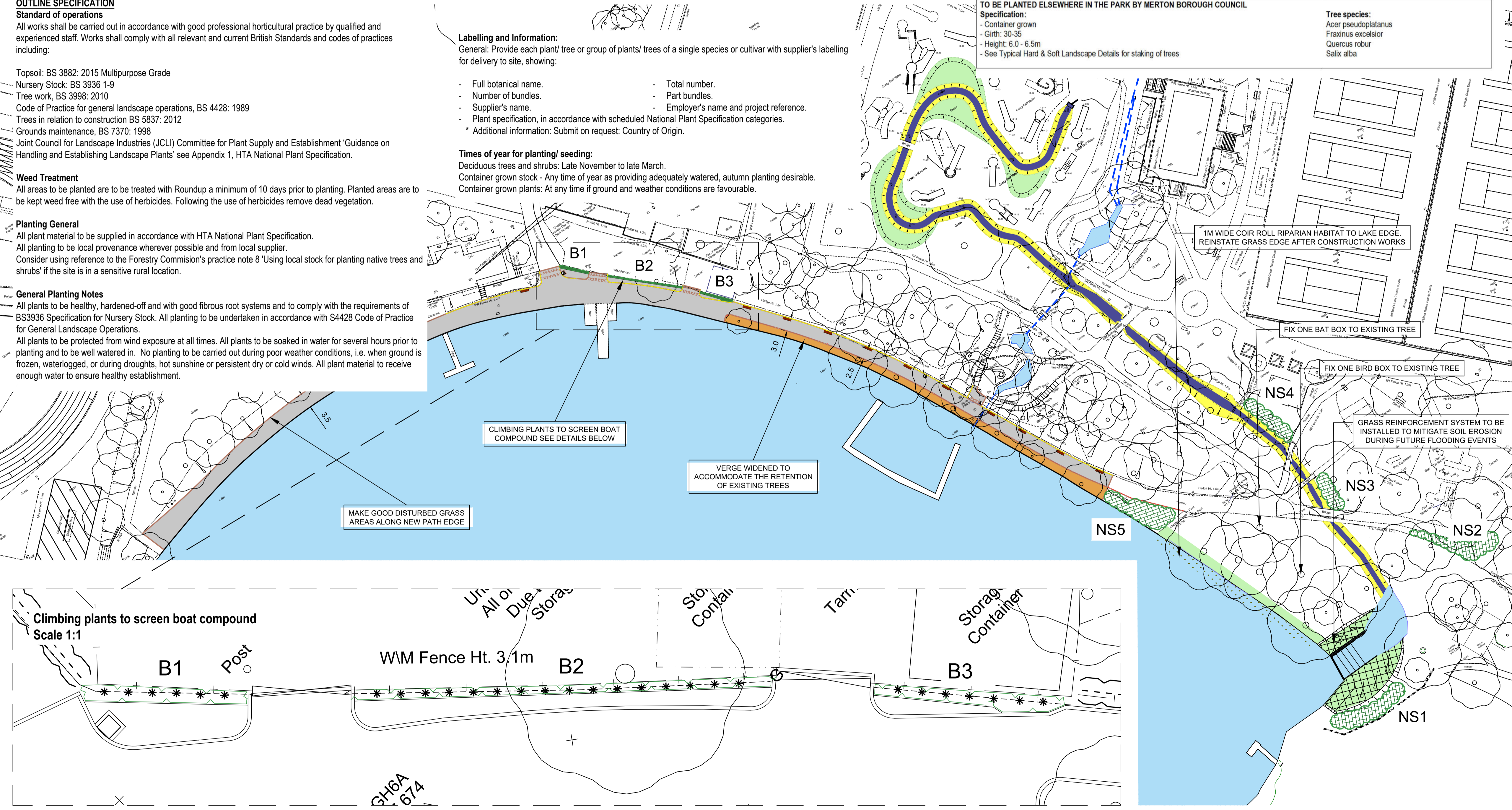
Planting General All plant material to be supplied in accordance with HTA National Plant Specification. All planting to be local provenance wherever possible and from local supplier.

General Planting Notes All plants to be healthy, hardened-off and with good fibrous root systems and to comply with the requirements of BS3936 Specification for Nursery Stock.

Labelling and Information: General: Provide each plant/ tree or group of plants/ trees of a single species or cultivar with supplier's labelling for delivery to site, showing:

- Full botanical name. - Total number. - Number of bundles. - Part bundles. - Supplier's name. - Employer's name and project reference. - Plant specification, in accordance with scheduled National Plant Specification categories.

Times of year for planting/ seeding: Deciduous trees and shrubs: Late November to late March. Container grown stock - Any time of year as providing adequately watered, autumn planting desirable.



Notes: Check all dimensions on site. Do not scale from this drawing Report any discrepancies and omissions to HLM Architects This Drawing is Copyright ©

- Seats and bins within construction area to be carefully removed and stored safely. Bins to be reinstated to positions shown on this drawing on completion of construction works.

- Any excavations work within tree canopy to be carefully undertaken to avoid damage to tree roots. Method of work to be approved by Contract Administrator prior to commencement.

- Any disturbance to grassed areas to be re-profiled, seeded and reinstated.

- Existing trees to be protected as per BS5837:2012 Trees in relation to Construction.

- Planting of shrubs and perennials to be carried out in the first planting season after completion of construction works.

- There are 9no trees to be felled to facilitate construction works. Felled trees to be cut into log piles for wildlife habitat creation. See 'Tree and Vegetation Removal' drawing.

- Contractor to supply trees which are to be replaced in locations elsewhere in the park by Merton Borough Council. Exact tree replacement ratio to be confirmed by Merton Borough Council.

HLM Architects logo and contact information: Suite 104 The Creative Quarter Morgan Arcade The Hayes Cardiff CF10 1AF

Revision table with columns: Revision, Status, Stability Description, Authored, Checked, Approved, Date.

MERTON BOROUGH COUNCIL logo and address: Merton Civic Centre London Rd Morden SM4 5DX

Project information table with columns: Location Code, OS Reference, Role, Volume, Location/Town, Site Name, Project Name, Drawing Title, Scale, Sheet Size, Status, Drawing Number, Revision.

This page is intentionally left blank